

2500 SERIES

Single Stage, Diaphragm Sensed, General Purpose
Pressure Reducing Regulators



Premier 2500 Series pressure reducing regulators are single stage, diaphragm sensed, general purpose cylinder and line regulators. Premier 2500 Series regulators are versatile, available with: multiple body diameters, materials, porting configurations, and many optional items (pressure relief valves, shut off valves etc). Models are available for both corrosive and non-corrosive service, fitted with your choice of stainless steel or neoprene diaphragm. Premier 2500 Series regulators feature a 15 micron valve cartridge filter, 3500 PSIG max inlet pressure, and Cv 0.08 or 0.20.

FEATURES

- Compact size with optional body diameters of 1.5", and 1.98"
- Optional stainless steel diaphragm minimizes inboard diffusion of air into regulator (neoprene diaphragm also available)
- Reduced particle contamination with 15 micron valve cartridge filter
- 3500 PSIG (241.3 bar) max inlet pressure
- Cv 0.08 or 0.20
- Optional integral needle style shut off valve
- Optional low profile hand knob
- Machined bar stock body, bonnet, and piston eliminates porosity found in castings

SOME APPLICATIONS WILL REQUIRE A CUSTOM SOLUTION.
CONTACT PREMIER INDUSTRIES TO REQUEST A MODIFICATION
OR A CUSTOM DESIGN.

SPECIFICATIONS

- **MAXIMUM INLET PRESSURE:**
 - 3500 PSIG (241.3 bar)
- **CONTROL PRESSURE RANGES:**
 - 0-10 PSIG (0 - 0.69 bar)
 - 0-25 PSIG (0 - 1.72 bar)
 - 0-50 PSIG (0 - 3.45 bar)
 - 0-100 PSIG (0 - 6.89 bar)
 - 0-250 PSIG (0 - 17.24 bar)
 - 0-500 PSIG (0 - 34.47 bar)
- **FLOW (Cv):** 0.08, or 0.20

MATERIALS OF CONSTRUCTION

- **BODY OPTIONS:**
 - *Body diameters: 1.5" and 1.98"*
 - 316 Stainless Steel
 - SAE 360 Brass
 - SAE 360 Brass/Nickel Plated*
 - *Contact factory for pricing*
 - 6061-T6 Aluminum
 - Monel®
- **BONNET OPTIONS:**
 - SAE 360 Brass
 - SAE 360 Brass/Nickel Plated
 - 6061-T6 Aluminum/Gold Anodize
 - Captured 6061-T6 Aluminum/Nickel Plated
- **DIAPHRAGM OPTIONS:**
 - Neoprene
 - 316 Stainless Steel
 - Elgiloy® (Monel® body option)
- **DIAPHRAGM SEAL:** PTFE
- **VALVE SEAT:** PTFE

PORTING

- **INLET/OUTLET OPTIONS**
 - 1/8 FNPT
 - 1/4-18 NPT (on 1.98" diameter bodies)
 - SAE J1926-4 (on 1.98" diameter bodies)

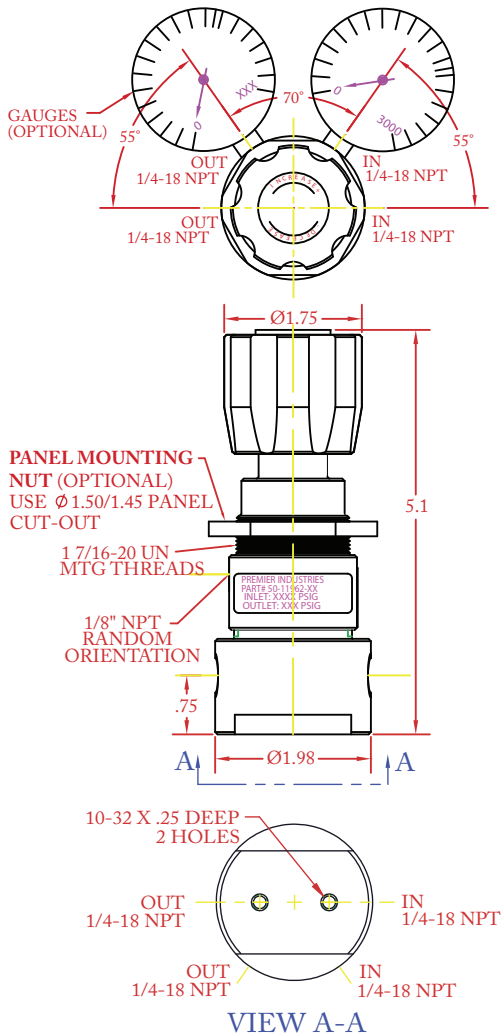
OPTIONS

- Gauges
- Integral shut off valve (P/N: 50-12619)
- Private label
- Panel mounting nut(s) (P/N: 50-10240)
- Pressure relief valves
- CGA connections
- Dome loaded design (P/N: 50-11789)
- Ø1.98 diameter body without mounting holes (P/N: 50-11470)
- Ø1.98 diameter body w/ mounting holes & Kel-F seat/seals (P/N: 50-11962.XXX.KF.KF)

Monel® is a registered trademark of Special Metals Corporation
Elgiloy® is a registered trademark of Elgiloy Special Metals Division,
Combined Metals of Chicago L.L.C

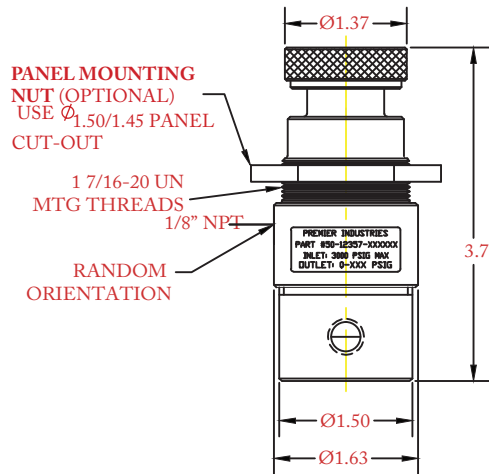
PART NUMBER 50-11962

see selector chart for porting options



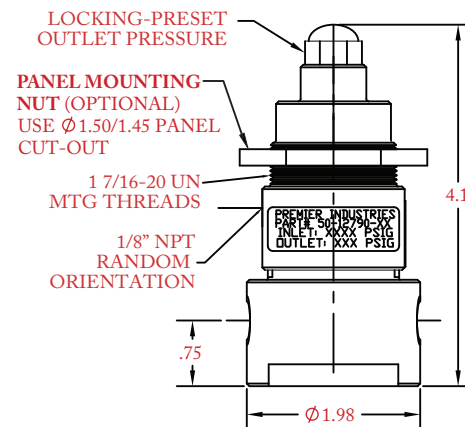
PART NUMBER 50-12357

see selector chart for porting options



PART NUMBER 50-12790

see selector chart for porting options
















PART #	-	1	2	3	4	5	6	7	8
50-11962	-								

Ø1.98 BODY WITH MOUNTING HOLES

1	BODY MATERIAL & FINISH
2	316 Stainless Steel, cleaned per spec #515
3	6061-T6 Aluminum, Clear Anodized
5	SAE 360 Brass, Nickel Plated <i>Contact factory for pricing</i>
6	Monel®, (Elgiloy® diaphragm) cleaned per spec #515
8	SAE 360 Brass
2	DIAPHRAGM MATERIAL
Blank	316 Stainless Steel Diaphragm
N	Neoprene diaphragm
3	OUTLET PRESSURE (outlet gauge range, if supplied)
0	0 - 10 PSIG / 0 - 0.69 bar (per application)
1	0 - 25 PSIG / 0 - 1.72 bar (0-60 PSIG gauge)
2	0 - 50 PSIG / 0 - 3.45 bar (0-100 PSIG gauge)
3	0 - 100 PSIG / 0 - 6.89 bar (0-160 PSIG gauge)
4	0 - 250 PSIG / 0 - 17.24 bar (0-400 PSIG gauge) (Stainless steel diaphragm only)
5	0 - 500 PSIG / 0 - 34.47 bar (Stainless steel diaphragm only)

4	GAUGES
Blank	no gauges (standard)
A	2" diameter, inlet only, stainless steel wetted gauge
B	2" diameter, outlet only, stainless steel wetted gauges
C	2" diameter, inlet & outlet, stainless steel wetted gauges
D	2" diameter, inlet only, brass wetted gauges
E	2" diameter, outlet only, brass wetted gauges
F	2" diameter, inlet & outlet, brass wetted gauges
H	2" diameter, outlet only, brass wetted/ chrome plated gauges
J	2" diameter inlet & outlet brass wetted/ chrome plated gauges
5	PANEL MOUNTING NUT (optional)
5	Mounting nut
8	No nut (standard)

6	PORTING OPTIONS
Blank	 (Standard)
A	
B	
C	
D	
E	
F	
G	
H	
I	
J	
K	
L	

7	PORT TYPE
Blank	NPT (1/4")
2	SAE J1926-4 (1/4")
8	MAIN VALVE Cv
Blank	Cv 0.08 (Standard)
Y	Cv 0.20 without filter (Hydraulic)
Z	Cv 0.20

Monel® is a registered trademark of Special Metals Corporation

Elgiloy® is a registered trademark of Elgiloy Special Metals Division, Combined Metals of Chicago L.L.C

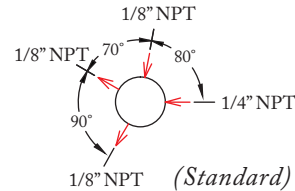
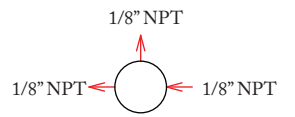
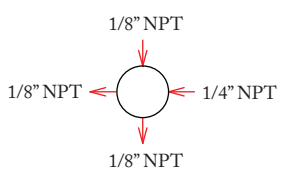
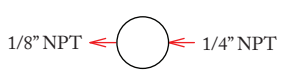
Contact factory for material certifications. Fees may apply.

PART #	-	1	2	3	4	5	6	7	8
50-12357	-								

Ø1.5 BODY WITHOUT MOUNTING HOLES

1	BODY MATERIAL & FINISH
2	316 Stainless Steel, cleaned per spec #515
3	6061-T6 Aluminum, Clear Anodized
5	SAE 360 Brass, Nickel Plated <i>Contact factory for pricing</i>
8	SAE 360 Brass
2	DIAPHRAGM MATERIAL
Blank	316 Stainless Steel Diaphragm
N	Neoprene diaphragm
3	OUTLET PRESSURE (outlet gauge range, if supplied)
0	0 - 10 PSIG / 0 - 0.69 bar (per application)
1	0 - 25 PSIG / 0 - 1.72 bar (0-60 PSIG gauge)
2	0 - 50 PSIG / 0 - 3.45 bar (0-100 PSIG gauge)
3	0 - 100 PSIG / 0 - 6.89 bar (0-160 PSIG gauge)
4	0 - 250 PSIG / 0 - 17.24 bar (0-400 PSIG gauge) (Stainless steel diaphragm only)
5	0 - 500 PSIG / 0 - 34.47 bar (Stainless steel diaphragm only)

4	GAUGES
Blank	no gauges (standard)
A	1.5" diameter, inlet only, stainless steel wetted gauge
B	1.5" diameter, outlet only, stainless steel wetted gauges
C	1.5" diameter, inlet & outlet, stainless steel wetted gauges
D	1.5" diameter, inlet only, brass wetted gauges
E	1.5" diameter, outlet only, brass wetted gauges
F	1.5" diameter, inlet & outlet, brass wetted gauges
H	1.5" diameter, outlet only, brass wetted/ chrome plated gauges
J	1.5" diameter inlet & outlet brass wetted/ chrome plated gauges
5	PANEL MOUNTING NUT (optional)
5	Mounting nut
8	No nut (standard)

6	PORTING OPTIONS
Blank	 1/8" NPT (Standard)
A	 1/8" NPT
M	 1/8" NPT
C	 1/8" NPT
7	MAIN VALVE Cv
Blank	Cv 0.08 (Standard)
Z	Cv 0.20
8	OPERATOR
Blank	Adjustable handknob (Standard)
AN	Preset outlet pressure (locked w/ acorn nut)

Monel® is a registered trademark of Special Metals Corporation
Elgiloy® is a registered trademark of Elgiloy Special Metals Division,
Combined Metals of Chicago L.L.C.
Contact factory for material certifications. Fees may apply.

2500 SERIES

Single Stage, Diaphragm Sensed, General Purpose
Pressure Reducing Regulators












PART #	-	1	2	3	4	5
50-12790	-					

Ø1.98 BODY, PRESET OUTLET PRESSURE, Cv 0.08

1	BODY MATERIAL & FINISH
2	316 Stainless Steel, <i>cleaned per spec #515</i>
3	6061-T6 Aluminum, <i>Clear Anodized</i>
5	SAE 360 Brass, <i>Nickel Plated</i> <i>Contact factory for pricing</i>
8	SAE 360 Brass
2	OUTLET PRESSURE (outlet gauge range, if supplied)
0	0 - 10 PSIG / 0 - 0.69 bar (per application)
1	0 - 25 PSIG / 0 - 1.72 bar (0-60 PSIG gauge)
2	0 - 50 PSIG / 0 - 3.45 bar (0-100 PSIG gauge)
3	0 - 100 PSIG / 0 - 6.89 bar (0-160 PSIG gauge)
4	0 - 250 PSIG / 0 - 17.24 bar (0-400 PSIG gauge) (Stainless steel diaphragm only)
5	0 - 500 PSIG / 0 - 34.47 bar (Stainless steel diaphragm only)

Monel® is a registered trademark of Special Metals Corporation
Elgiloy® is a registered trademark of Elgiloy Special Metals Division, Combined Metals of Chicago L.L.C

3	GAUGES
Blank	no gauges (standard)
A	2" diameter, inlet only, stainless steel wetted gauge
B	2" diameter, outlet only, stainless steel wetted gauges
C	2" diameter, inlet & outlet, stainless steel wetted gauges
D	2" diameter, inlet only, brass wetted gauges
E	2" diameter, outlet only, brass wetted gauges
F	2" diameter, inlet & outlet, brass wetted gauges
H	2" diameter, outlet only, brass wetted/ chrome plated gauges
J	2" diameter inlet & outlet brass wetted/ chrome plated gauges
4	PANEL MOUNTING NUT (optional)
5	Mounting nut
8	No nut (standard)

5	PORTING OPTIONS (1/4" FNPT)
Blank	 (Standard)
A	
B	
D	
E	
F	
G	
H	
I	
J	
K	

Contact factory for material certifications. Fees may apply.